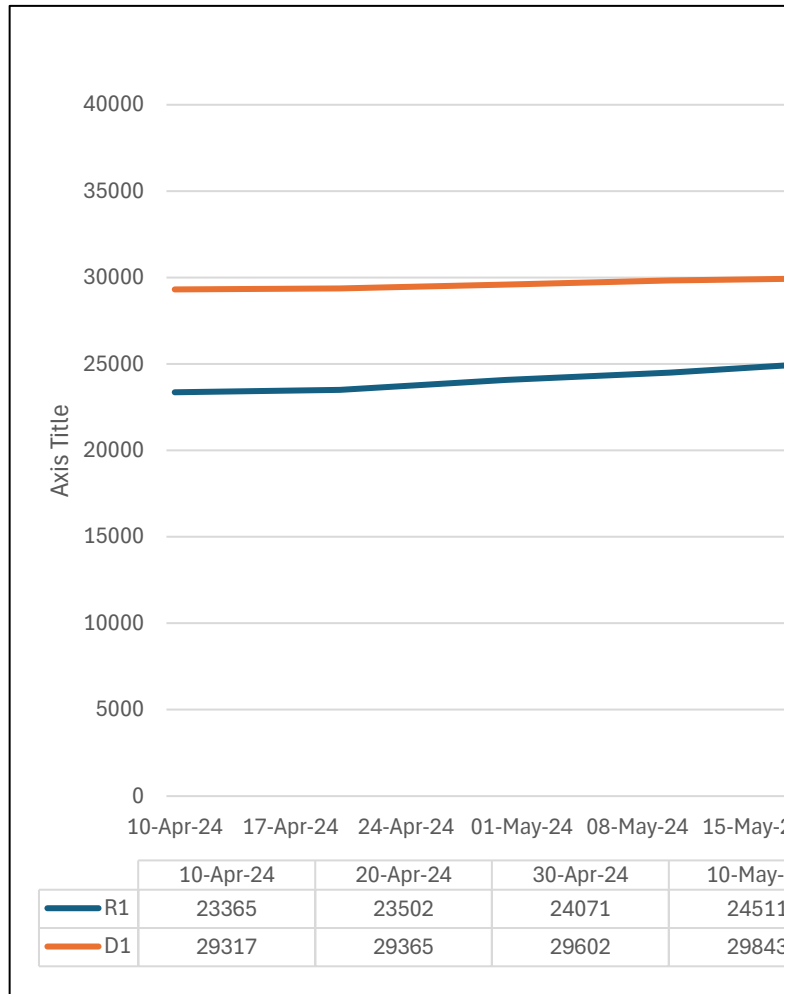


| | | | | | |
|--|--|--|--|--|--|
| | | | | | |
|--|--|--|--|--|--|

| | Achieving | Needed / Target | |
|------------------|-----------|-----------------|---------------|
| Date | 23 | | |
| Days | 31 | 31 | |
| Generated so far | 431.98 | | |
| Projected output | 582.23391 | 417.90 | Gap 164.34 |
| Avg | 18.781739 | 13.48 | |
| | | 5.301174614 | |

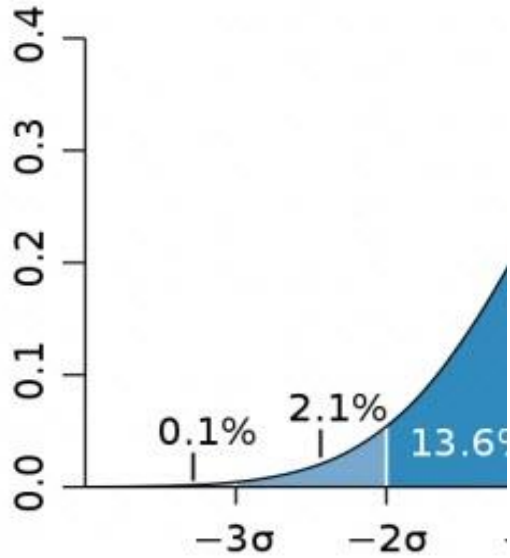
| | 10-Apr-24 | 20-Apr-24 | 30-Apr-24 | 10-May-24 |
|----------------------|-----------|-----------|-----------|-----------|
| R1 | 23365 | 23502 | 24071 | 24511 |
| D1 | 29317 | 29365 | 29602 | 29843 |
| Break Even | -5952 | -5863 | -5531 | -5332 |
| One Step Diff | | 89 | 332 | 199 |
| | | | | |



| High Range | Day Pace | |
|------------|----------|----|
| 519.457 | 15.16 | JA |
| 710.824 | 23.65 | FE |
| 1203.334 | 34.98 | MR |
| 1879.006 | 58.11 | AL |
| 2057.344 | 65.32 | MA |
| 2042.640 | 60.48 | JN |
| 2103.447 | 62.56 | JL |
| 1756.422 | 54.22 | AU |
| 1600.760 | 47.62 | SE |
| 1293.708 | 36.18 | OC |
| 909.965 | 24.00 | NV |
| 470.778 | 13.48 | DE |

16547.685
High Prod

| | |
|--|-------------|
| | |
| | |
| | 15414.67917 |
| | 15698.44417 |
| | 15982.20917 |



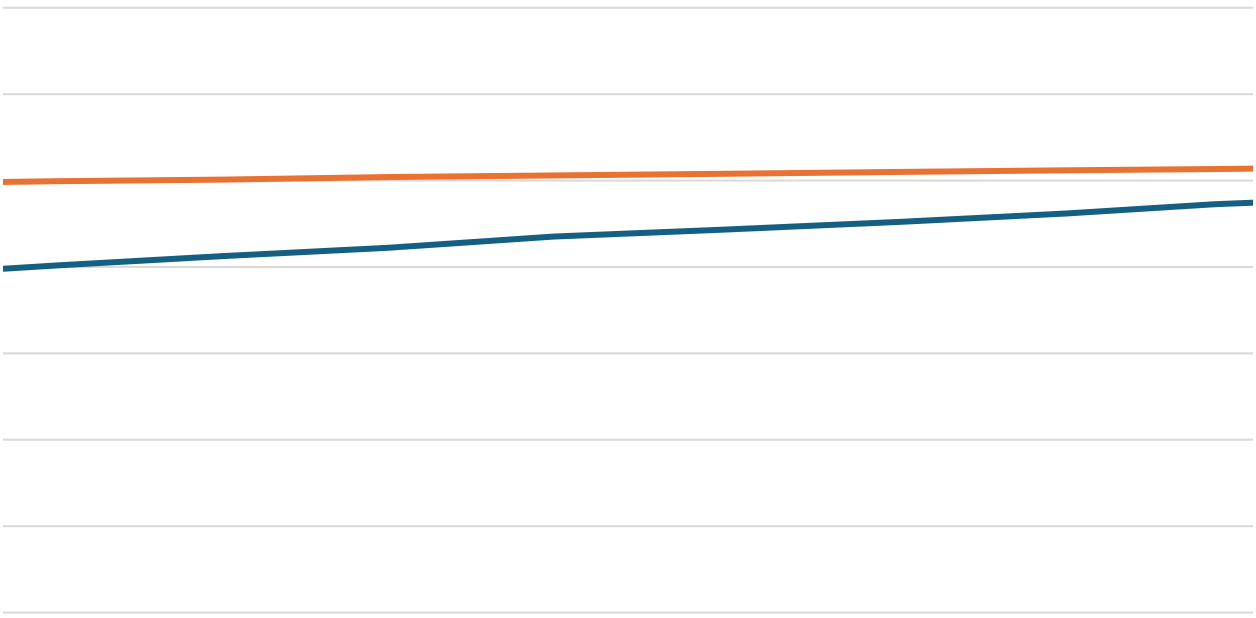
| Perf: | 14280 | 14563 |
|-------|---------|---------|
| JAN | 321.72 | 371.16 |
| FEB | 611.40 | 636.25 |
| MAR | 727.32 | 846.32 |
| APR | 1335.70 | 1471.53 |
| MAY | 1927.45 | 1959.92 |

| | |
|--|--|
| | |
|--|--|

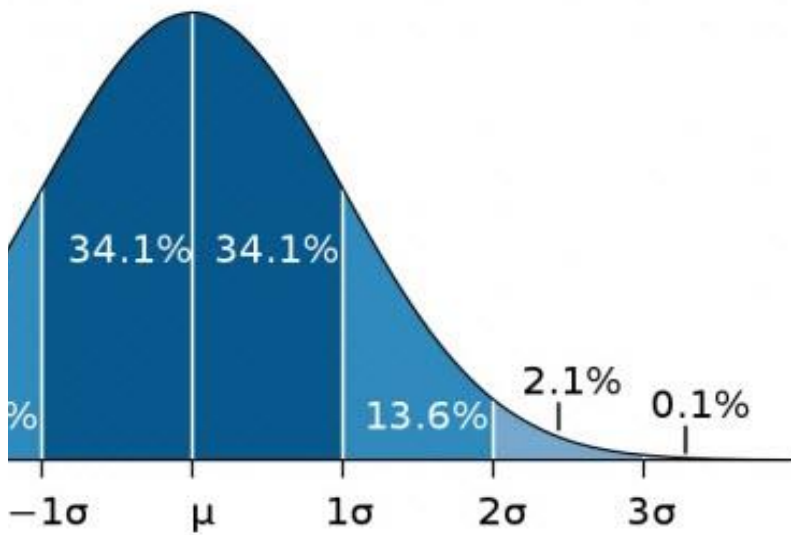
| | | |
|-----|---------|---------|
| JUN | 1129.73 | 1357.96 |
| JUL | 1446.85 | 1611.00 |
| AUG | 1453.65 | 1529.35 |
| SEP | 912.28 | 1084.40 |
| OCT | 605.26 | 777.37 |
| NOV | 149.99 | 339.98 |
| DEC | 259.26 | 312.14 |

| 20-May-24 | 30-May-24 | 09-Jun-24 | 19-Jun-24 | 29-Jun-24 | 10-Jul-24 | 20-Jul-24 |
|-----------|-----------|-----------|-----------|-----------|-----------|-----------|
| 25088 | 25643 | 26118 | 26755 | 27155 | 27609 | 28091 |
| 29965 | 30061 | 30200 | 30294 | 30400 | 30505 | 30603 |
| -4877 | -4418 | -4082 | -3539 | -3245 | -2896 | -2512 |
| 455 | 459 | 336 | 543 | 294 | 349 | 384 |
| | | | | | | |

Returned to C



| 24 | 22-May-24 | 29-May-24 | 05-Jun-24 | 12-Jun-24 | 19-Jun-24 | 26-Jun-24 | 03-Jul-24 | 10-Jul-24 | 17-Jul-24 | 24-Jul-24 | 31-Jul-24 |
|-----|-----------|-----------|-----------|-----------|-----------|-----------|-----------|-----------|-----------|-----------|-----------|
| -24 | 20-May-24 | 30-May-24 | 09-Jun-24 | 19-Jun-24 | 29-Jun-24 | 10-Jul-24 | 20-Jul-24 | | | | |
| 1 | 25088 | 25643 | 26118 | 26755 | 27155 | 27609 | 28091 | | | | |
| 3 | 29965 | 30061 | 30200 | 30294 | 30400 | 30505 | 30603 | | | | |



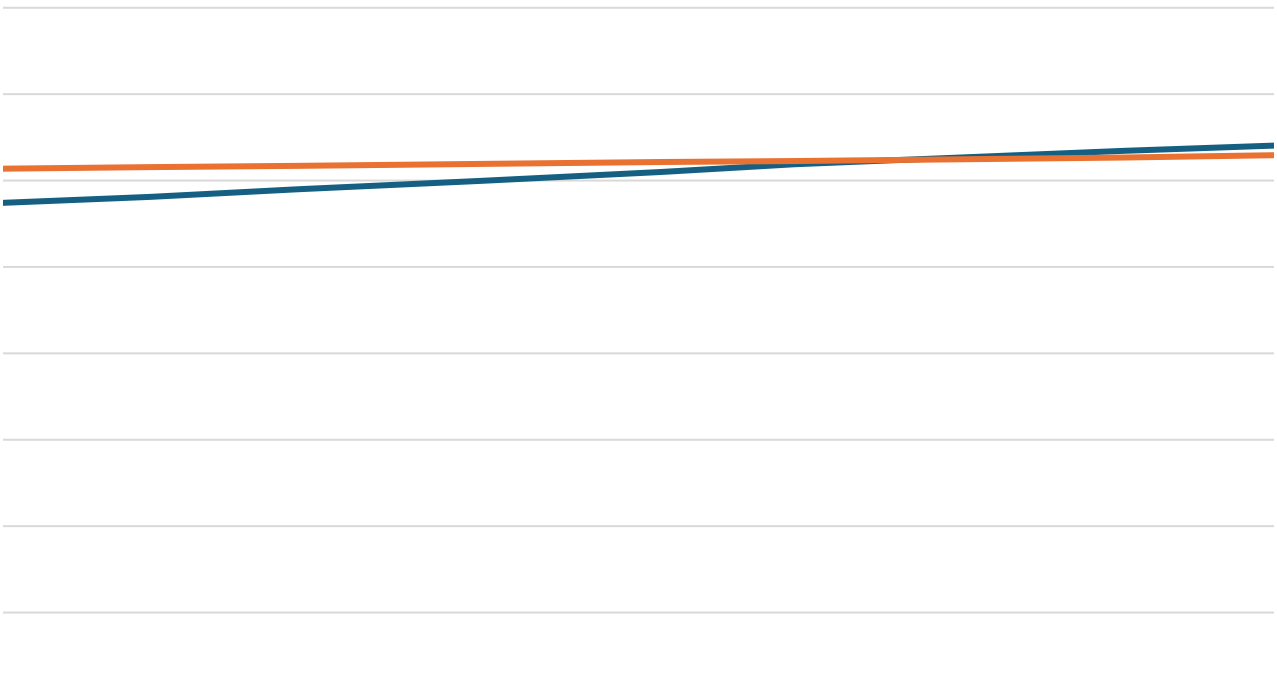
| | | | | | Δ Average | Δ Prev |
|---------|---------|---------|---------|---------|------------------|---------------|
| 14847 | 15131 | 15415 | 15698 | 15982 | -263.68 | 682.88 |
| | | | | | | |
| 420.59 | 470.02 | 519.46 | 568.89 | 618.32 | 27.96 | 1.15 |
| 661.11 | 685.97 | 710.82 | 735.68 | 760.54 | 27.98 | -36.41 |
| 965.33 | 1084.33 | 1203.33 | 1322.34 | 1441.34 | -31.72 | -68.21 |
| 1607.35 | 1743.18 | 1879.01 | 2014.83 | 2150.66 | 10.43 | -151.17 |
| 1992.40 | 2024.87 | 2057.34 | 2089.82 | 2122.29 | -4.99 | 39.67 |

| | | | | | | |
|---------|---------|---------|---------|---------|---------|---------|
| 1586.19 | 1814.41 | 2042.64 | 2270.87 | 2499.09 | -53.25 | 303.39 |
| 1775.15 | 1939.30 | 2103.45 | 2267.60 | 2431.75 | 47.98 | 86.84 |
| 1605.04 | 1680.73 | 1756.42 | 1832.11 | 1907.81 | -62.53 | 146.68 |
| 1256.52 | 1428.64 | 1600.76 | 1772.88 | 1945.00 | -195.60 | 262.89 |
| 949.49 | 1121.60 | 1293.71 | 1465.82 | 1637.93 | -158.84 | 134.83 |
| 529.98 | 719.97 | 909.96 | 1099.96 | 1289.95 | 180.24 | -162.04 |
| 365.02 | 417.90 | 470.78 | 523.66 | 576.54 | -51.33 | 125.26 |

latest vs average

| 29-Jul-24 | 09-Aug-24 | 18-Aug-24 | 29-Aug-24 | 09-Sep-24 | 17-Sep-24 | 28-Sep-24 | 07-Oct-24 |
|-----------|-----------|-----------|-----------|-----------|-----------|-----------|-----------|
| 28630 | 29062 | 29498 | 29990 | 30505 | 30946 | 31379 | 31723 |
| 30670 | 30773 | 30857 | 30967 | 31074 | 31137 | 31245 | 31338 |
| -2040 | -1711 | -1359 | -977 | -569 | -191 | 134 | 385 |
| 472 | 329 | 352 | 382 | 408 | 378 | 325 | 251 |
| | | | | | | | |

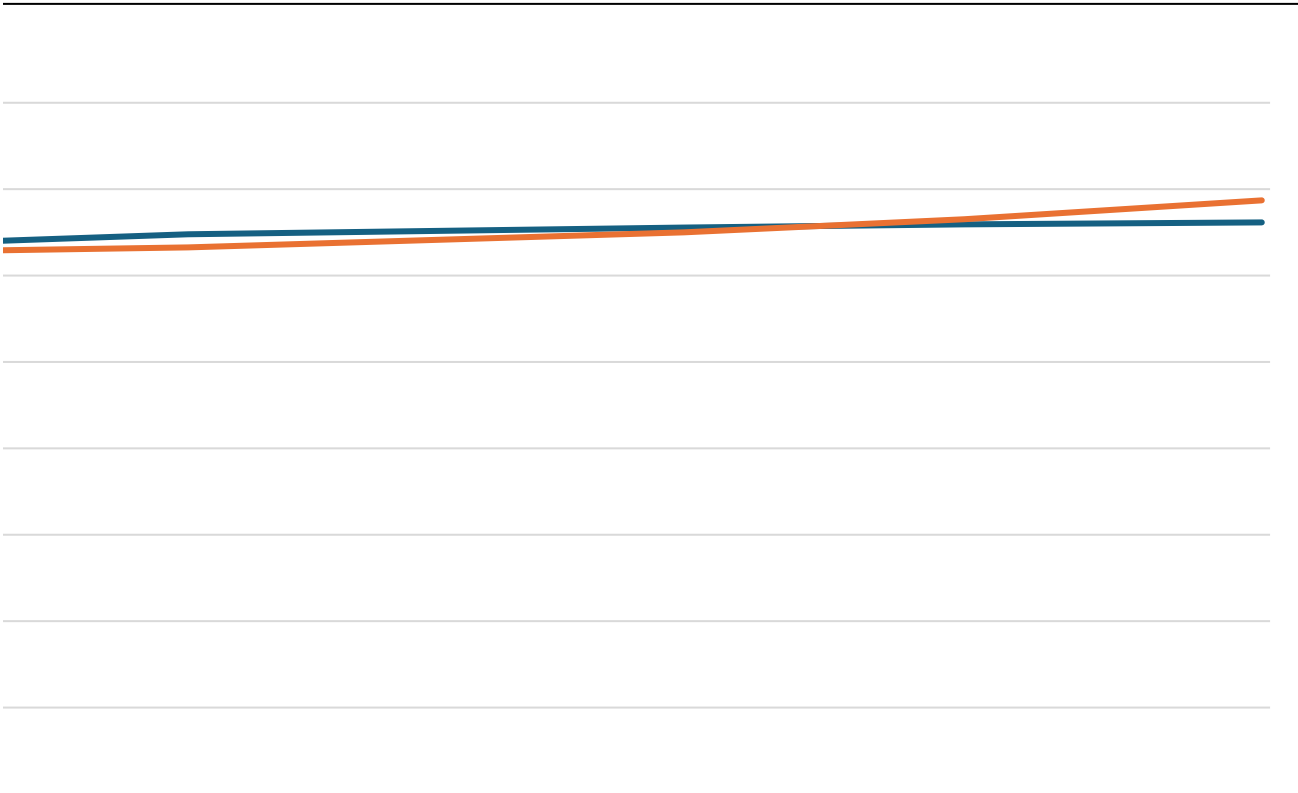
Grid (R1) vs Drawn from Grid (d1) Totals from Meter



| 07-Aug-24 | 14-Aug-24 | 21-Aug-24 | 28-Aug-24 | 04-Sep-24 | 11-Sep-24 | 18-Sep-24 | 25-Sep-24 | 02-Oct-24 | 09-Oct-24 | 16-Oct-24 |
|-----------|-----------|-----------|-----------|-----------|-----------|-----------|-----------|-----------|-----------|-----------|
| 28630 | 29062 | 29498 | 29990 | 30505 | 30946 | 31379 | 31723 | 32166 | 32609 | 33052 |
| 30670 | 30773 | 30857 | 30967 | 31074 | 31137 | 31245 | 31338 | 31446 | 31554 | 31662 |



| 17-Oct-24 | 27-Oct-24 | 26-Nov-24 | 13-Dec-24 | 31-Dec-24 | |
|-----------|-----------|-----------|-----------|-----------|----|
| 32055 | 32398 | 32789 | 32968 | 33079 | R1 |
| 31479 | 31627 | 32506 | 33259 | 34354 | D1 |
| 576 | 771 | 283 | -291 | -1275 | |
| 191 | 195 | -488 | -574 | -984 | |
| | | | | | |



ct-24 23-Oct-24 30-Oct-24 06-Nov-24 13-Nov-24 20-Nov-24 27-Nov-24 04-Dec-24 11-Dec-24 18-Dec-24 25-Dec-24

| | | | | | | |
|-----------|-----------|-----------|-----------|-----------|-----------|--|
| 07-Oct-24 | 17-Oct-24 | 27-Oct-24 | 26-Nov-24 | 13-Dec-24 | 31-Dec-24 | |
| 31723 | 32055 | 32398 | 32789 | 32968 | 33079 | |
| 31338 | 31479 | 31627 | 32506 | 33259 | 34354 | |